



Solar Enterprise
Since 1976

PRODUCT LIST

2025













INDEX

1. Feeder Spares	3, 4	7. Blow Head Arm	16
2. Parallel Shear	5 - 8	8. Mould Holder	17 - 20
3. Takeout Tong Head	9, 10	9. Mould Holder Insert	20 - 23
4. Takeout Tong Arm	11	10. Plunger Spares	24 - 28
5. Funnel Arm	12, 13	11. I.S Spares	29 - 33
6. Baffle Arm	14, 15		







FEEDER SPARES

SLR NO.	Product Name	
SE-FP-1	T.G. Plunger Chuck Assembly	
SE-FP-2	D.G. Plunger Chuck Assembly	
SE-FP-3	S.G Plunger Chuck	
SE-FP-4	T.G Orifice Ring Holder	
SE-FP-5	D.G Gob Tube Bracket	
SE-FP-6	T.G. Gob Tube Bracket	

FEEDER SPARES

SLR NO.	Product Name	
SE-FP-7	Gob Tube	
SE-FP-8	Spout Ring	

PARALLEL SHEAR

SLR NO.	Product Name	
SE-PS-1	3" T.G Parallel Shear Block	
SE-PS-2	4 3/8" D.G Parallel Shear Block	
SE-PS-3	Slider Assembly	
SE-PS-4	Shear Blade Holding Bracket	
SE-PS-5	Adjusting Shaft	
SE-PS-6	Slide Adjusting Shaft	

PARALLEL SHEAR

SLR NO.	Product Name	
SE-PS-7	Bottom Guide Bearing	
SE-PS-8	Top Guide Bearing	
SE-PS-9	Top Guide Clamp	
SE-PS-10	Retainer Plate	
SE-PS-11	Tensioning Wheel	
SE-PS-12	Tie Bar	






PARALLEL SHEAR

SLR NO.	Product Name	
SE-PS-13	Gear Set	
SE-PS-14	Drop Guide	
SE-PS-15	Drop Guide	
SE-PS-16	D.G Shear Shank Assembly	
SE-PS-17	T.G Shear Shank Assembly	
SE-PS-18	D.G. Shear Shank	





PARALLEL SHEAR

SLR NO.	Product Name	
SE-PS-19	T.G Shear Shank	 A metallic, U-shaped component with two circular holes on the top edge and a central notch.
SE-PS-20	D.G Shear Blade Holder	 A dark blue, L-shaped metal component with several hexagonal bolt heads and a central slot.
SE-PS-21	T.G Shear Blade Holder	 A dark blue, rectangular metal component with a central slot and several circular holes.
SE-PS-22	Long Rack Shaft	 A long, thin metal shaft with a black grip section in the middle.
SE-PS-23	Short Rack Shaft	 A shorter metal shaft with a black grip section in the middle.





TAKEOUT TONG HEAD

SLR NO.	Product Name	
143	3" T.G	
138	4 1/4" D.G	
127	3 5/16" T.G	
197	5" D.G	
175	4 1/4" T.G	







TAKEOUT TONG HEAD

SLR NO.	Product Name	
167	4 ¼ " S.G	
280	5" S.G Straight	
281	5" S.G Offset	
2	Antiwink Cartridge	


TAKEOUT TONG ARM

SLR NO.	Product Name	
275	3" T.G Gear Driven	 A photograph of a 3-inch Takeout Tong gear driven mechanism. It features a central gear with a smaller gear on top and a larger gear on the bottom, all mounted on a metal housing.
189	3" T.G. & 4 1/4" D.G Belt Driven	 A photograph of a 3-inch Takeout Tong gear driven mechanism with a 4 1/4-inch Drive Gear (D.G.) belt driven. It shows a central gear, a smaller gear on top, and a larger gear on the bottom, with a belt drive system.
172	5" D.G & 3 5/16" T.G Belt Driven	 A photograph of a 5-inch Drive Gear (D.G.) and 3 5/16-inch Takeout Tong gear (T.G.) belt driven mechanism. It features a central gear, a smaller gear on top, and a larger gear on the bottom, with a belt drive system.
172-1	5" D.G & 3 5/16" T.G. Servo	 A photograph of a 5-inch Drive Gear (D.G.) and 3 5/16-inch Takeout Tong gear (T.G.) servo mechanism. It features a central gear, a smaller gear on top, and a larger gear on the bottom, with a servo drive system.

FUNNEL ARM

SLR NO.	Product Name	
23	3" T.G	
98	4 1/4" D.G	
45	5" D.G	
48	2 1/8" Q.G	
168	4 1/4" S.G	
169	4 1/4" T.G	




FUNNEL ARM

SLR NO.	Product Name	
231	5" S.G	
232	2 1/8" T.G	
234	3 5/16" T.G	
335	85 MM T.G	
360	6 1/4" D.G	







BAFFLE ARM

SLR NO.	Product Name	
146	3" T.G	
350	4 ¼" D.G Quick Change	
316	4 ¼" D.G Conventional	
355	4 ¼" S.G Conventional	
303	5" S.G Conventional	
190	3 5/16" T.G Pentagraph	







BAFFLE ARM

SLR NO.	Product Name	
190-1	85 MM T.G Pentagraph	 A blue-painted metal component with three vertical adjustment screws and three corresponding rollers at the bottom.
259	5" D.G Pentagraph	 A blue-painted metal component with two vertical adjustment screws and two rollers at the bottom.
292	2 1/8" Q.G Conventional	 A grey metal component with a horizontal arm and several adjustment screws.


BLOWHEAD ARM

SLR NO.	Product Name	
116	3" T.G	
348	4 ¼ " D.G	
109	3 5/16" T.G	
300	5" D.G	
260	85 MM T.G	
169	4 ¼ " T.G	






MOULD HOLDER

SLR NO.	Product Name	
155	3" T.G Blank Side	
179	3" T.G Blow Side	
180	2 1/8" Q.G	
213	4 1/4" D.G	
226	5" D.G Blank no. 1	
227	5" D.G Blow no. 1	




MOULD HOLDER

SLR NO.	Product Name	
228	5" D.G Blank no. 2	
229	5" D.G Blow no. 2	
318	5" D.G Blank no.3	
317	5" D.G Blow no.3	
235	2 1/8" T.G	
236	4 1/4 " S.G no. 3 Blow	







MOULD HOLDER

SLR NO.	Product Name	
237	4 ¼ " S.G no. 4 Blow	
247	4 ¼ " S.G no. 5 Blow	
248	4 ¼ " S.G no. 6 Blow	
278	3 5/16" T.G Blank Side	
309	3 5/16" T.G Blow Side	
282	5" S.G no. 4 2" Offset	







MOULD HOLDER

SLR NO.	Product Name	
295	5" S.G no. 3 2" Offset	
287	85 MM T.G Blank Holder	
319	85 MM T.G Blow Holder	
321	4 ¼ " S.G Blow no. 2	







MOULD HOLDER INSERT

SLR NO.	Product Name	
188	3" T.G 3 3/8" dia 6 mm offset	
267	3" T.G 3" dia STD	
224	3" T.G 3 7/8" dia STD	
301	3" T.G 3 3/8" dia STD	
194	4 1/4 " D.G 4 5/8" dia 1 1/2 " Offset	
195	4 1/4 " D.G 3 3/8" dia 2" Offset	




MOULD HOLDER INSERT

SLR NO.	Product Name	
288	4 ¼" D.G 3 3/8" dia STD	
289	4 ¼" D.G 3 7/8" dia STD	
290	4 ¼" D.G 3 7/8" dia 1 ½ " offset	
294	4 ¼ " D.G 3" dia STD	
193	4 ¼ " D.G 4 5/8" Dia 1" STD	
334	4 ¼" D.G 4 5/8" dia 2" offset	

MOULD HOLDER INSERT

SLR NO.	Product Name	
278	3 5/16" T.G 3 7/8" dia STD	
278 - 1	3 5/16" T.G 3 7/8" dia Upper & Lower	
235	2 1/8" T.G	
180	2 1/8" Q.G	
277	5" D.G 4 5/8" Dia 1 1/2" Offset	
353-1	5" D.G 5 1/8" Dia Lower	

MOULD HOLDER INSERT

SLR NO.	Product Name	
353-2	5" D.G 5 1/8" Dia Upper Rib 3/4"	
353-3	5" D.G 5 1/8" Dia Upper Rib 1/4"	
353-4	5" D.G 6" Dia Lower	
352	4 1/4 " D.G 5" Dia	

PLUNGER SPARES

SLR NO.	Product Name	
27	3" T.G Plunger Upper Cylinder	
27-1	3" T.G Plunger Lower Cylinder	
236	3" T.G Plunger Cartridge	
27-3	3" T.G Plunger Pistonrod	
27-4	3" T.G Graphite Insert Bush	
27-5	3" T.G Plunger Adapter	

PLUNGER SPARES

SLR NO.	Product Name	
27-6	3" T.G Plunger Cover	 A circular metal flange with a central hole and four bolt holes around the perimeter.
27-7	3" T.G Plunger Dust Cover	 A circular metal flange with a central hole and a raised lip on one side.
27-8	3" T.G Plunger CB Tube	 A long, thin metal tube with a hexagonal end.
27-9	3" T.G Locking Tube	 A metal tube with a threaded section on one end and a hexagonal end on the other.
27-10	3" T.G Plunger C-clamp	 A black plastic C-clamp with two curved ends.
27-11	3" T.G Plunger Guide Plate	 A metal plate with a central hole and four bolt holes around the perimeter.



PLUNGER SPARES

SLR NO.	Product Name	
35	4 ¼ " D.G Upper Cylinder	
35-1	4 1/4" D.G Plunger Cartridge	
35-2	4 ¼ " D.G Plunger Pistonrod	
35-3	4 ¼ " D.G Graphite Insert Bush	
35-4	4 ¼ " D.G Plunger Adapter	
35-5	4 ¼ " D.G Plunger Cover	







PLUNGER SPARES

SLR NO.	Product Name	
35-6	4 ¼ " D.G Plunger Dust Cover	
35-7	4 ¼ " D.G Plunger CB Tube	
35-8	4 ¼ " D.G Locking Tube	
35-9	4 ¼ " D.G Plunger C-clamp	
35-10	4 ¼ " D.G. Plunger Guide Plate	
117	3 5/16" T.G Upper Cylinder	

PLUNGER SPARES

SLR NO.	Product Name	
117-1	3 5/16" T.G Lower Cylinder	
117-2	3 5/16" Plunger Cartridge B&B	
117-3	3 5/16" Plunger Cartridge P&B	
198-1	S.G Plunger Mechanism	
198	S.G. Plunger Upper Cylinder	



I.S. SPARES

SLR NO.	Product Name	
SE-IS-1	On-off Valve Blow Side	
SE-IS-2	On-off Valve Blank Side	
SE-IS-3	5" Pusher Cylinder	
SE-IS-4	4" Pusher Cylinder	
SE-IS-5	3" T.G Vertiflow Upper Unit	
SE-IS-6	3" T.G. Manifold	




I.S. SPARES

SLR NO.	Product Name	
SE-IS-7	4 1/4" D.G. Manifold	
SE-IS-8	4 1/4" D.G. to S.G Vertiflow Plate	
SE-IS-9	Wear Clamp	
SE-IS-10	3" T.G. Lever	
SE-IS-11	4 1/4" D.G. Lever	

I.S. SPARES


SLR NO.	Product Name	
SE-IS-12	5" D.G. Lever	
SE-IS-13	Hinge Pin Blow Side	
SE-IS-14	Hinge Pin Blank Side	
SE-IS-15	On-off Control Valve	
SE-IS-16	Pusher Dead Plate	
SE-IS-17	5" S.G Vertiflow Upper Unit	

I.S. SPARES


SLR NO.	Product Name	
SE-IS-18	4 ¼ " S.G Upper Unit	
SE-IS-19	Vertiflow Mechanism	
SE-IS-20	5" D.G Vertiflow Mechanism	



GET IN TOUCH

 +91 99249 03927 / +91 98240 19206

 hsolarent@hotmail.com

 78, B.E.I Compound, Chani Road,
Vadodara, India, 390002